



Vicksburg 16' x 7', White finish, Stockton (6-Pane) windows

**dramatic.
bold.
durable.**

Wayne Dalton's Model 9510 features tall section heights, large windows and a full-section embossment design for a dramatic look on a premium garage door.

PERFORMANCE FEATURES

- **TorqueMaster® Plus**
Wayne Dalton's exclusive counterbalance system safely and cleanly contains the springs inside a steel tube. TorqueMaster® Plus features anti-drop safety technology.
- **Pinch-Resistant Door Panels**
Door panels are engineered with pinch-resistant design to help prevent finger injuries while the door is closing.
- **Insulation**
Model 9510 comes with foamed-in place polyurethane insulation with an R-value* of 12, which can improve your home's thermal efficiency, reduce street noise and make the door operate more quietly.
- **WindSafe®**
Model 9510 is available with hardware and reinforcements to comply with building codes in regions with high winds.
- **TruChoice™ Color System**
Model 9510 is available with the TruChoice™ Color System, Wayne Dalton's custom painting process that offers more than 6,000 colors. See dealer for details.



Three sections for 7' doors provide large steel embossments for a dramatic appearance


*Wayne Dalton uses a calculated door section R-value for our insulated doors




16' x 7' TruChoice™ finish, Plain Window Square

Specifications

Panel Designs



Vicksburg 8' x 7'



Vicksburg 8' x 8'

Colors



White



Almond



Sandstone



Brown



Windows



Plain Window Square



Stockbridge (3-Pane)



Stockbridge (4-Pane)



Stockton (6-Pane)



Stockton (8-Pane)



Plain Window Arched



Wyndbridge (3-Pane)



Wyndbridge (4-Pane)



Somerton (6-Pane)



Somerton (8-Pane)

Option of single or double arch for double car doors.

Window size and shape may vary slightly based on door size.


All windows are made using a single piece of glass with dividers. Clear, obscure and satin etched glass available in insulated and non-insulated.

Wayne Dalton
GARAGE DOORS™

2501 S. State Hwy 121 Bus., Ste 200
Lewisville, TX 75067



wayne-dalton.com



Dealer Imprint Area